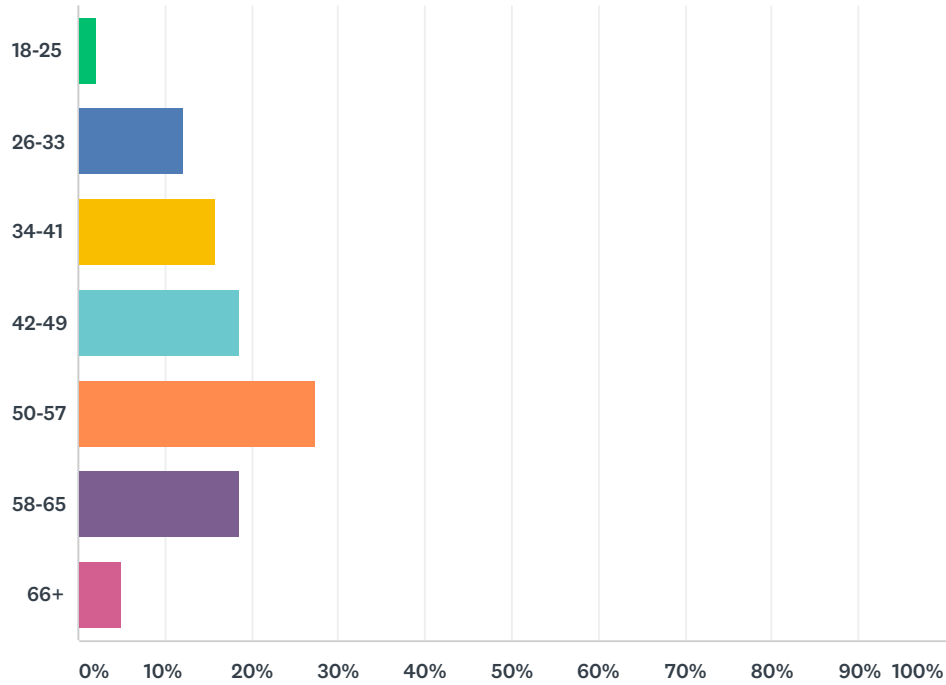


## Q1 Demographics 1- Age range (this question is optional)

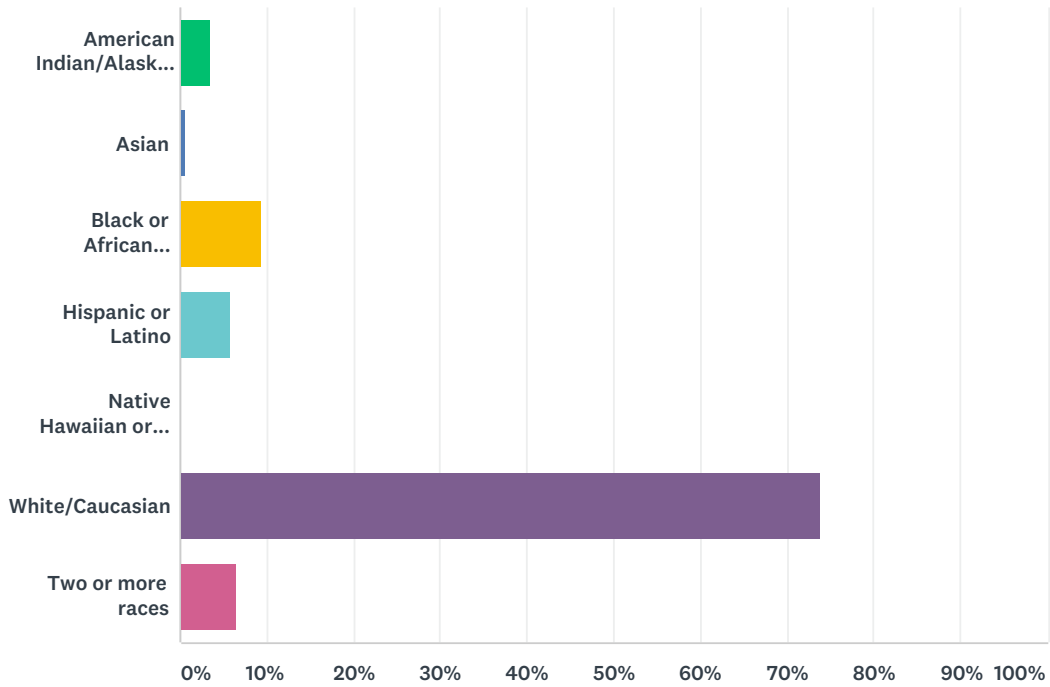
Answered: 139 Skipped: 4



ANSWER CHOICES	RESPONSES
18-25	2.16% 3
26-33	12.23% 17
34-41	15.83% 22
42-49	18.71% 26
50-57	27.34% 38
58-65	18.71% 26
66+	5.04% 7
<b>TOTAL</b>	<b>139</b>

## Q2 Demographics 2 - Race (this question is optional)

Answered: 138 Skipped: 5



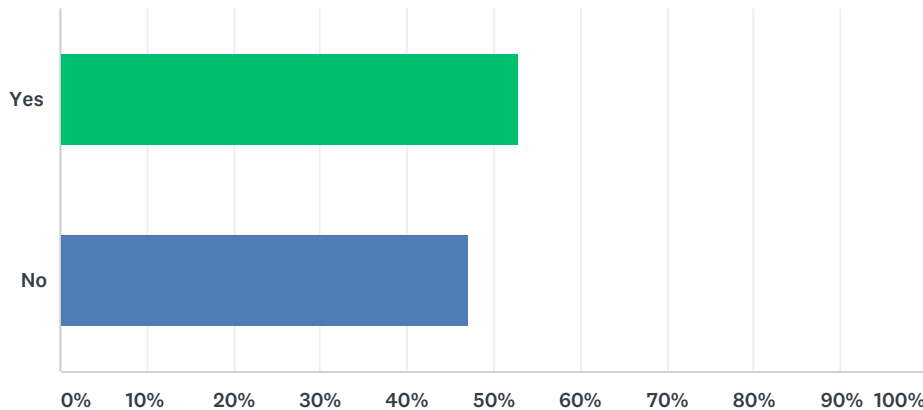
ANSWER CHOICES	RESPONSES	
American Indian/Alaska native	3.62%	5
Asian	0.72%	1
Black or African American	9.42%	13
Hispanic or Latino	5.80%	8
Native Hawaiian or Pacific Islander	0.00%	0
White/Caucasian	73.91%	102
Two or more races	6.52%	9
<b>TOTAL</b>		<b>138</b>

### Q3 Demographics 3 - What is your Ethnicity? (this question is optional)

Answered: 32 Skipped: 111

Q4 Are you currently employed as a Wisconsin Certified Peer Specialist? If "YES" go to question 6 and continue answering questions to the end of the survey and click on the "Done" button. If "NO" answer question 5 only and click on the "Done" button at the end of the survey. Thank you.

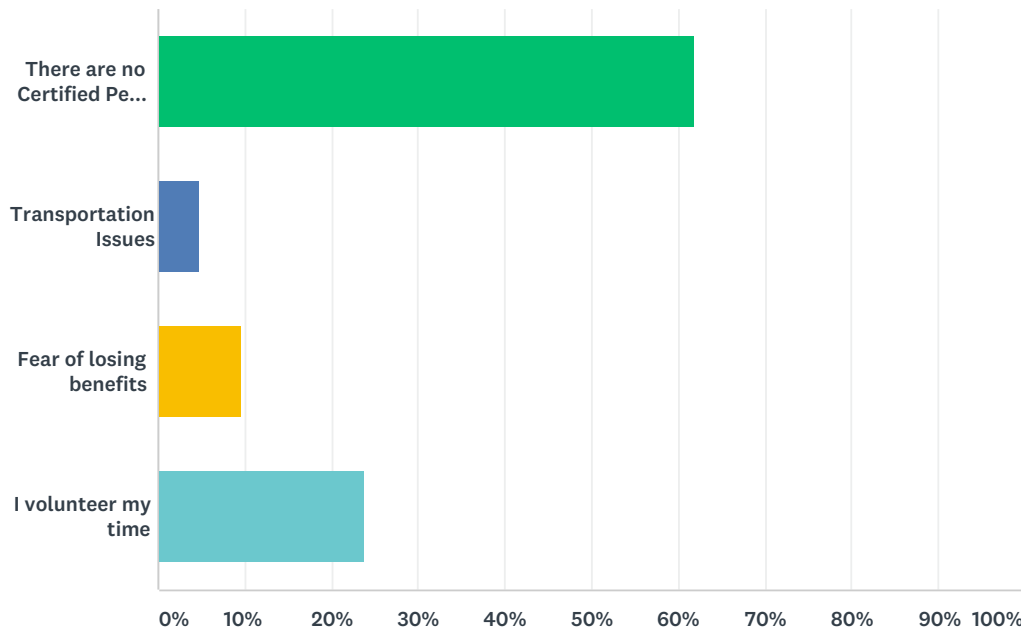
Answered: 138 Skipped: 5



ANSWER CHOICES	RESPONSES	
Yes	52.90%	73
No	47.10%	65
TOTAL		138

### Q5 If you are not employed as a Certified Peer Specialist what are the barriers to your employment?

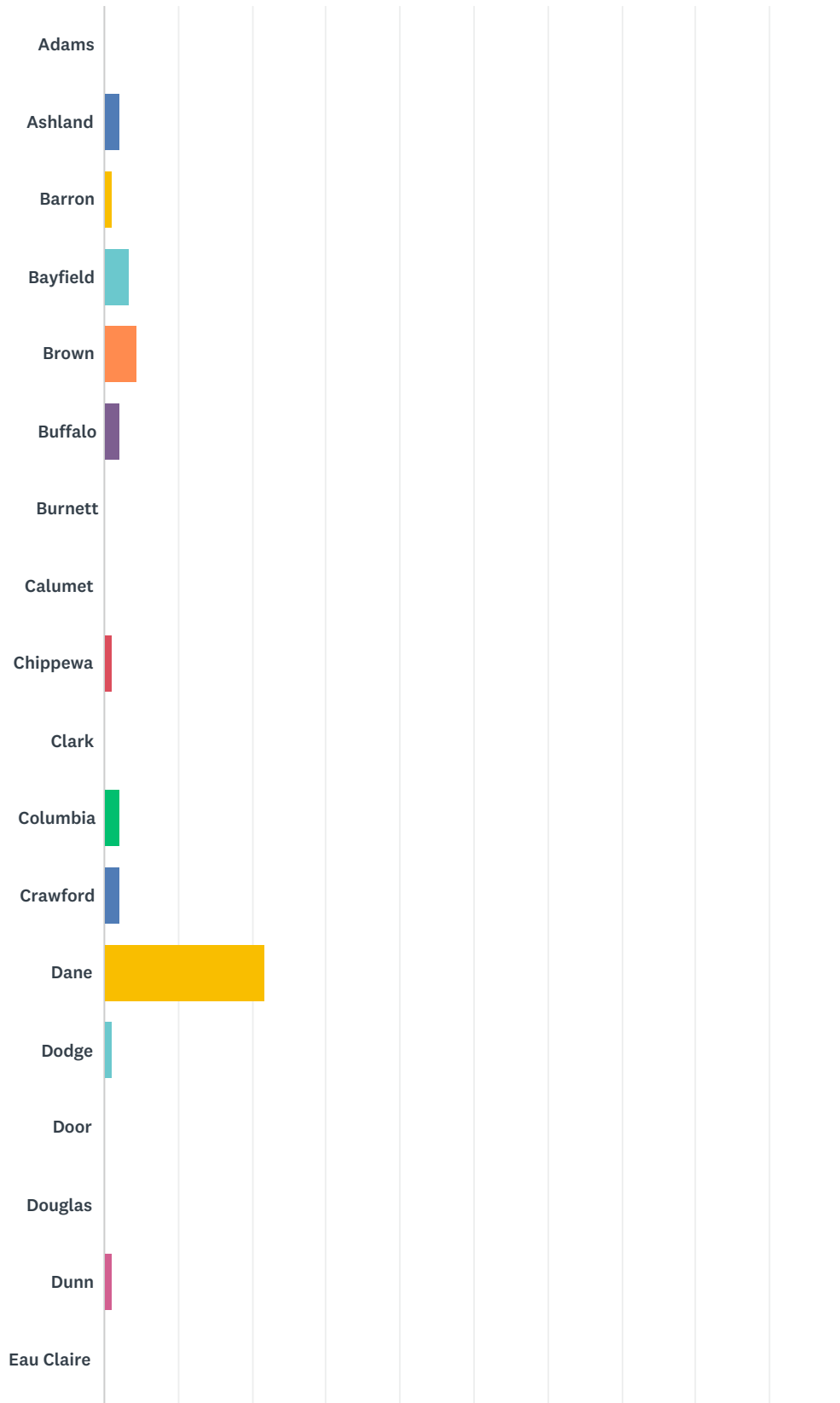
Answered: 42 Skipped: 101



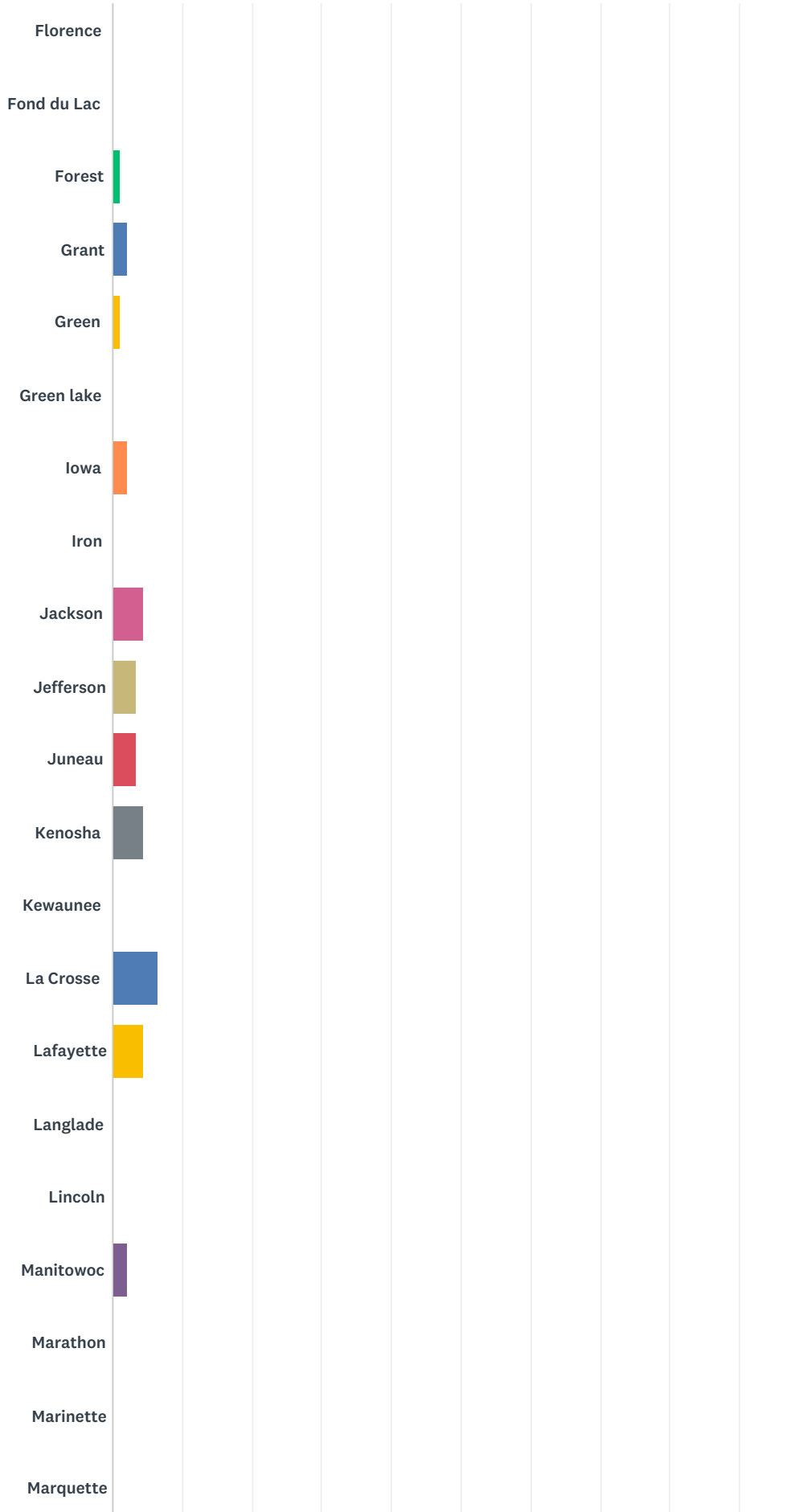
ANSWER CHOICES	RESPONSES	
There are no Certified Peer Specialist jobs in my area	61.90%	26
Transportation Issues	4.76%	2
Fear of losing benefits	9.52%	4
I volunteer my time	23.81%	10
<b>TOTAL</b>		<b>42</b>

### Q6 What county are you currently employed in as a Certified Peer Specialist? (check all that apply)

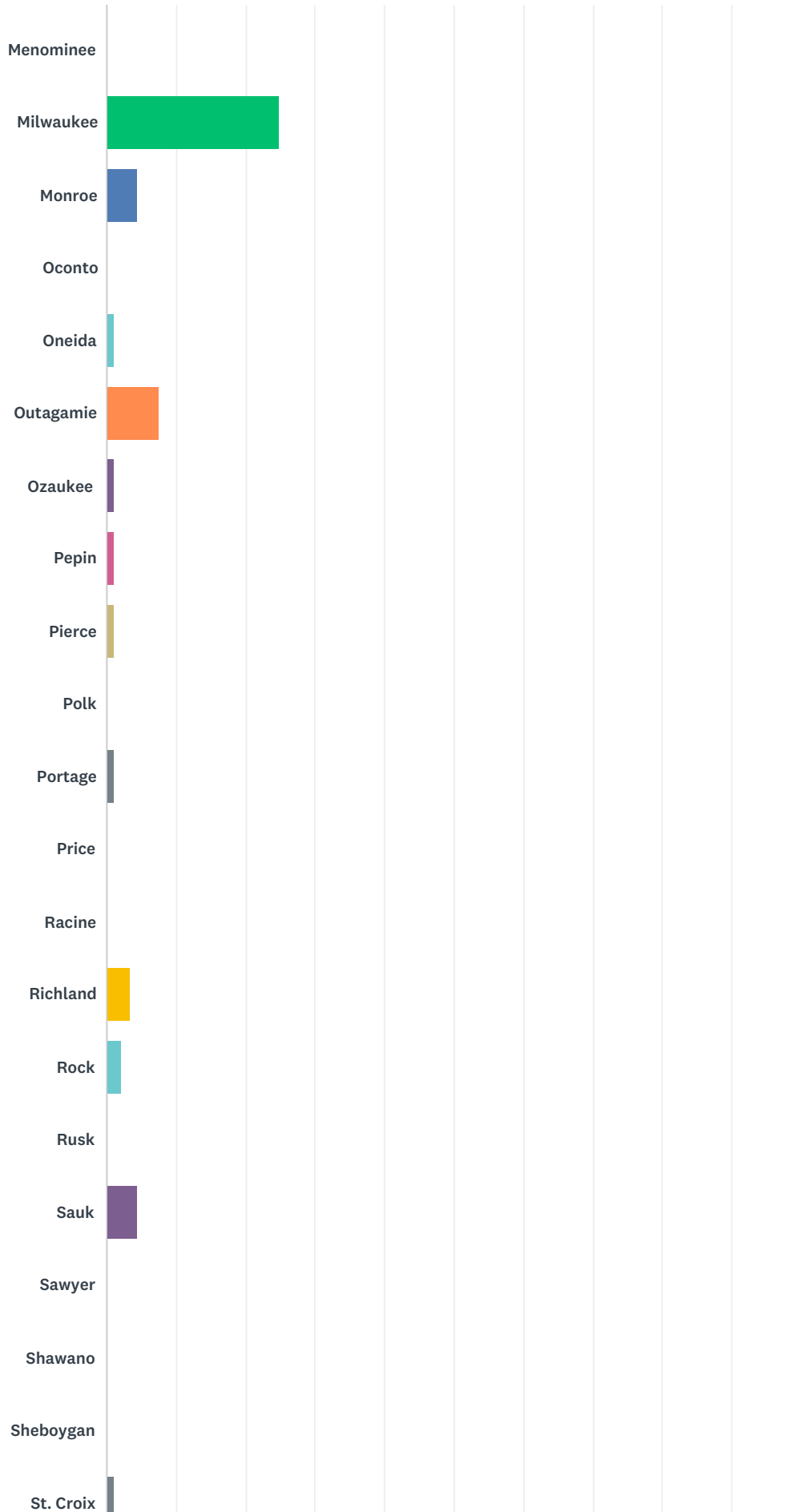
Answered: 92 Skipped: 51



# WI Certified Peer Specialist Employment Survey 2018

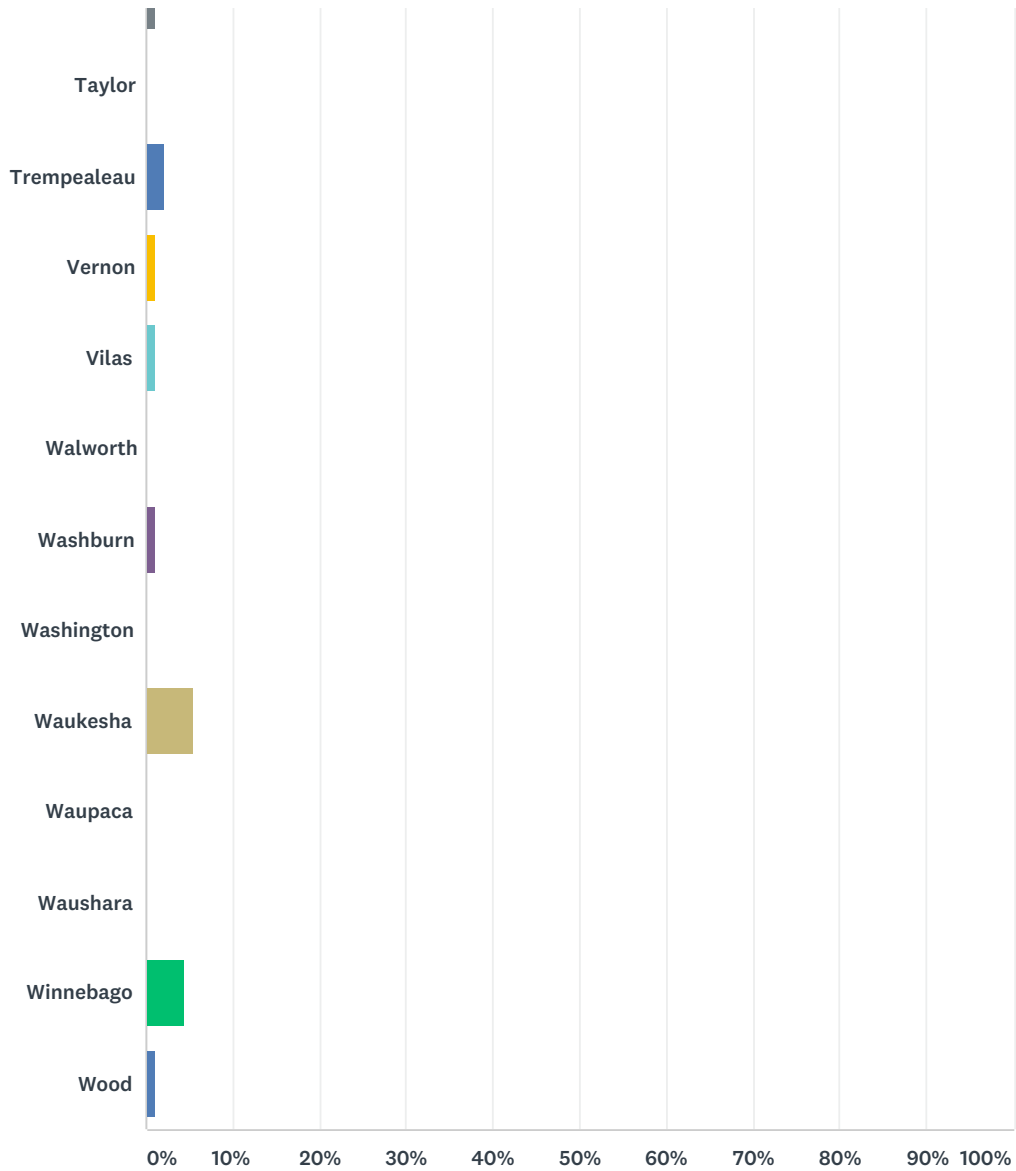


# WI Certified Peer Specialist Employment Survey 2018





## WI Certified Peer Specialist Employment Survey 2018



ANSWER CHOICES	RESPONSES
Adams	0.00% 0
Ashland	2.17% 2
Barron	1.09% 1
Bayfield	3.26% 3
Brown	4.35% 4
Buffalo	2.17% 2
Burnett	0.00% 0
Calumet	0.00% 0
Chippewa	1.09% 1
Clark	0.00% 0
Columbia	2.17% 2

## WI Certified Peer Specialist Employment Survey 2018

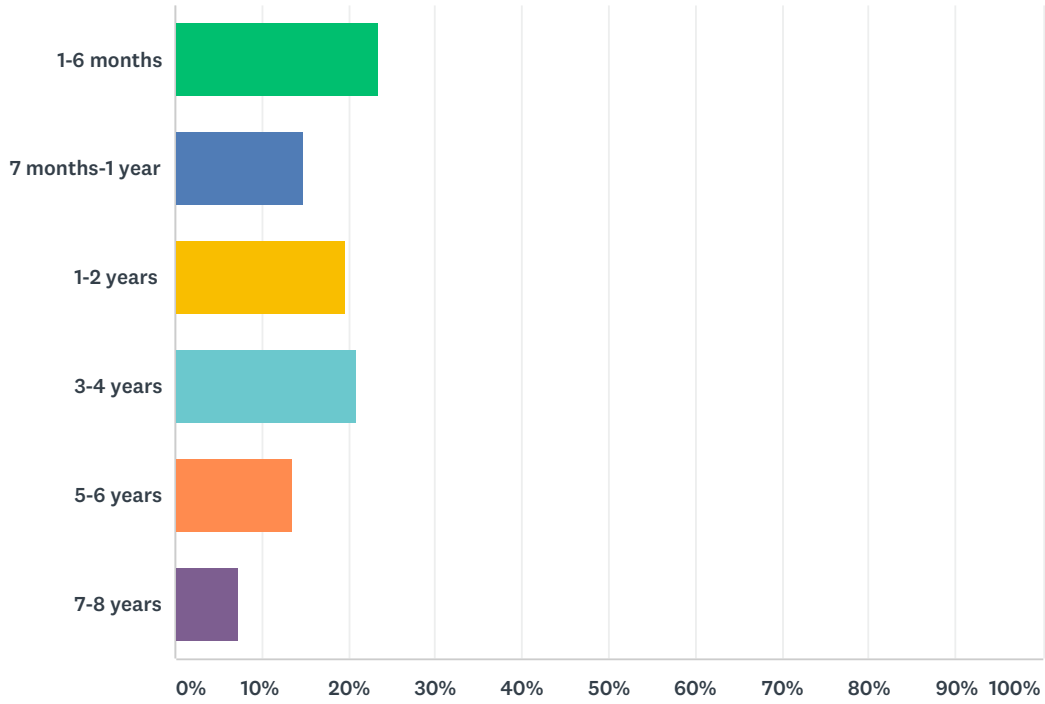
Crawford	2.17%	2
Dane	21.74%	20
Dodge	1.09%	1
Door	0.00%	0
Douglas	0.00%	0
Dunn	1.09%	1
Eau Claire	0.00%	0
Florence	0.00%	0
Fond du Lac	0.00%	0
Forest	1.09%	1
Grant	2.17%	2
Green	1.09%	1
Green lake	0.00%	0
Iowa	2.17%	2
Iron	0.00%	0
Jackson	4.35%	4
Jefferson	3.26%	3
Juneau	3.26%	3
Kenosha	4.35%	4
Kewaunee	0.00%	0
La Crosse	6.52%	6
Lafayette	4.35%	4
Langlade	0.00%	0
Lincoln	0.00%	0
Manitowoc	2.17%	2
Marathon	0.00%	0
Marinette	0.00%	0
Marquette	0.00%	0
Menominee	0.00%	0
Milwaukee	25.00%	23
Monroe	4.35%	4
Oconto	0.00%	0
Oneida	1.09%	1
Outagamie	7.61%	7
Ozaukee	1.09%	1

## WI Certified Peer Specialist Employment Survey 2018

Pepin	1.09%	1
Pierce	1.09%	1
Polk	0.00%	0
Portage	1.09%	1
Price	0.00%	0
Racine	0.00%	0
Richland	3.26%	3
Rock	2.17%	2
Rusk	0.00%	0
Sauk	4.35%	4
Sawyer	0.00%	0
Shawano	0.00%	0
Sheboygan	0.00%	0
St. Croix	1.09%	1
Taylor	0.00%	0
Trempealeau	2.17%	2
Vernon	1.09%	1
Vilas	1.09%	1
Walworth	0.00%	0
Washburn	1.09%	1
Washington	0.00%	0
Waukesha	5.43%	5
Waupaca	0.00%	0
Waushara	0.00%	0
Winnebago	4.35%	4
Wood	1.09%	1
Total Respondents: 92		

## Q7 How long have you been employed as a Certified Peer Specialist?

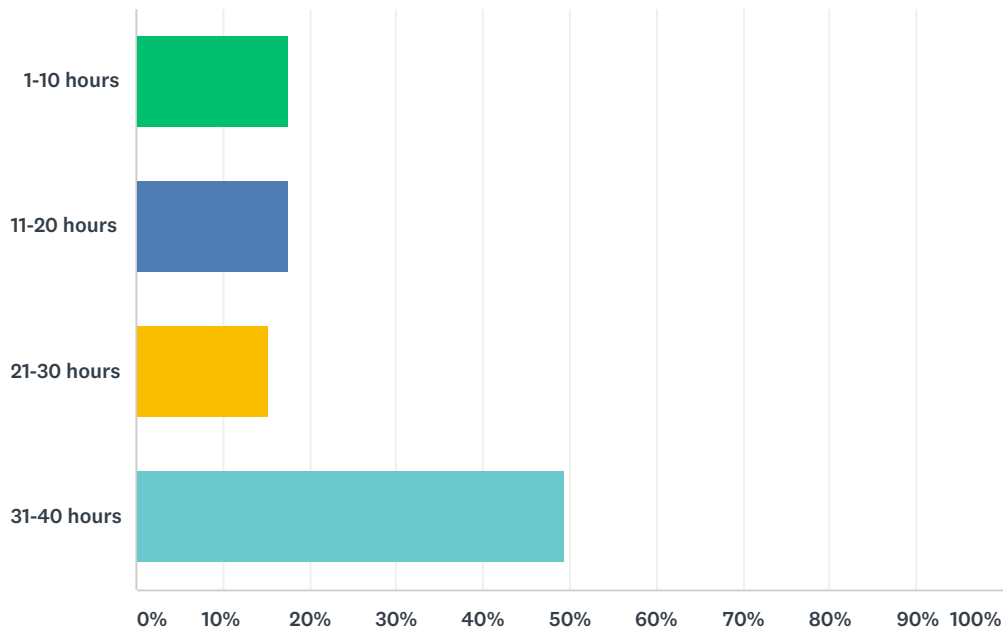
Answered: 81 Skipped: 62



ANSWER CHOICES	RESPONSES	
1-6 months	23.46%	19
7 months-1 year	14.81%	12
1-2 years	19.75%	16
3-4 years	20.99%	17
5-6 years	13.58%	11
7-8 years	7.41%	6
<b>TOTAL</b>		<b>81</b>

## Q8 How many hours do you work in a week as a Certified Peer Specialist?

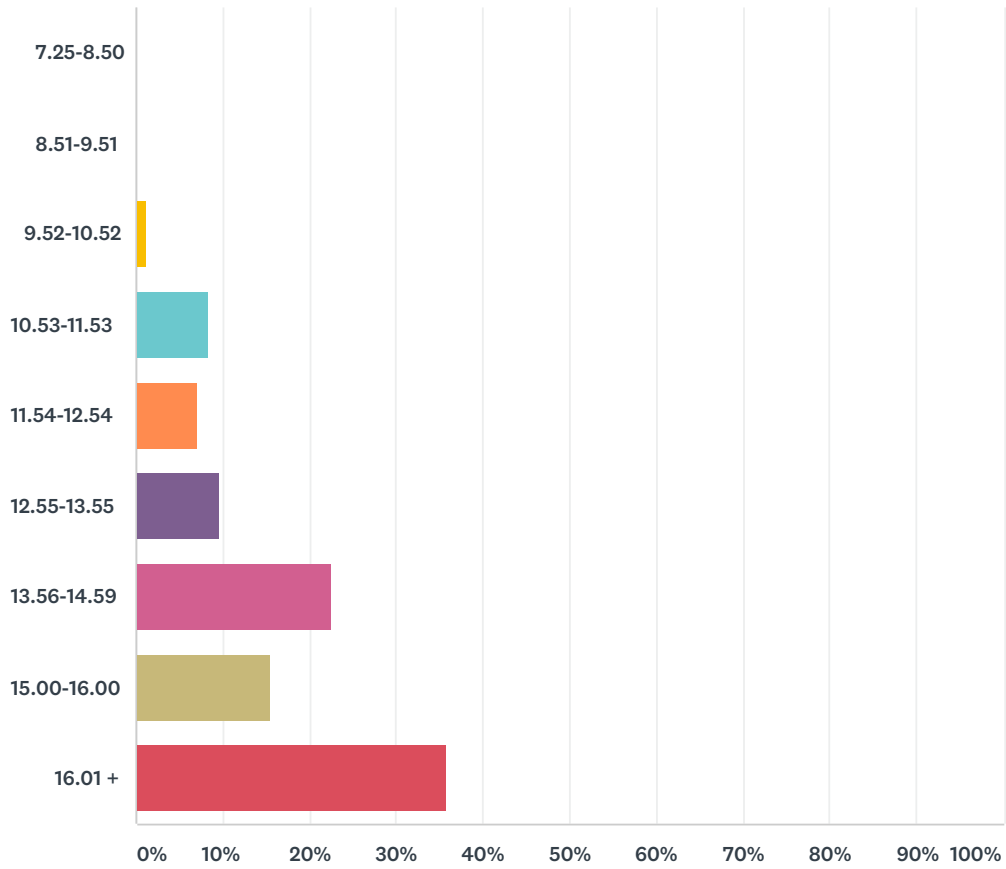
Answered: 85 Skipped: 58



ANSWER CHOICES	RESPONSES	
1-10 hours	17.65%	15
11-20 hours	17.65%	15
21-30 hours	15.29%	13
31-40 hours	49.41%	42
<b>TOTAL</b>		<b>85</b>

## Q9 What is your hourly wage as a Certified Peer Specialist?

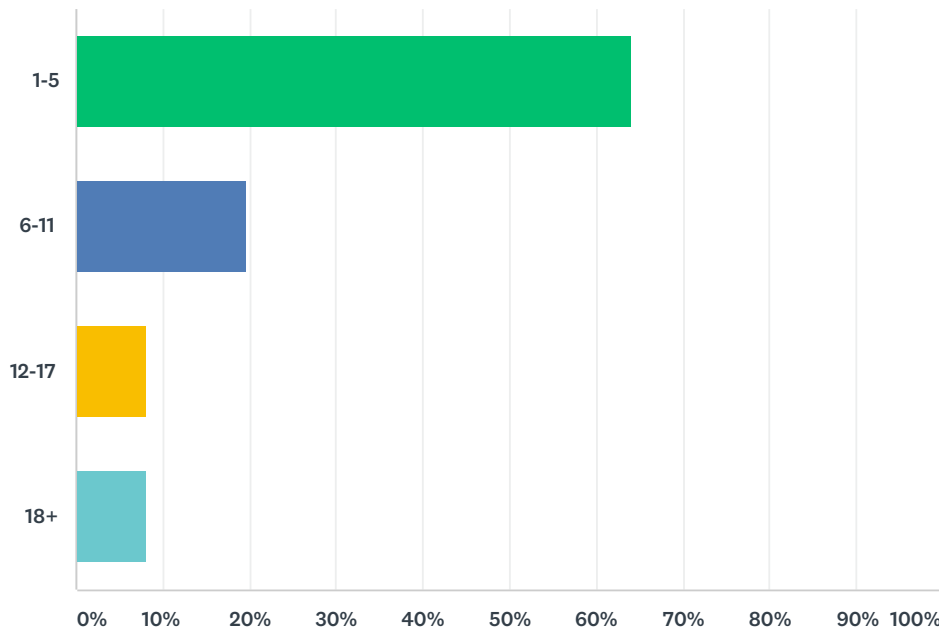
Answered: 84 Skipped: 59



ANSWER CHOICES	RESPONSES	
7.25-8.50	0.00%	0
8.51-9.51	0.00%	0
9.52-10.52	1.19%	1
10.53-11.53	8.33%	7
11.54-12.54	7.14%	6
12.55-13.55	9.52%	8
13.56-14.59	22.62%	19
15.00-16.00	15.48%	13
16.01 +	35.71%	30
<b>TOTAL</b>		<b>84</b>

### Q10 How many Certified Peer Specialists including yourself are employed at your agency?

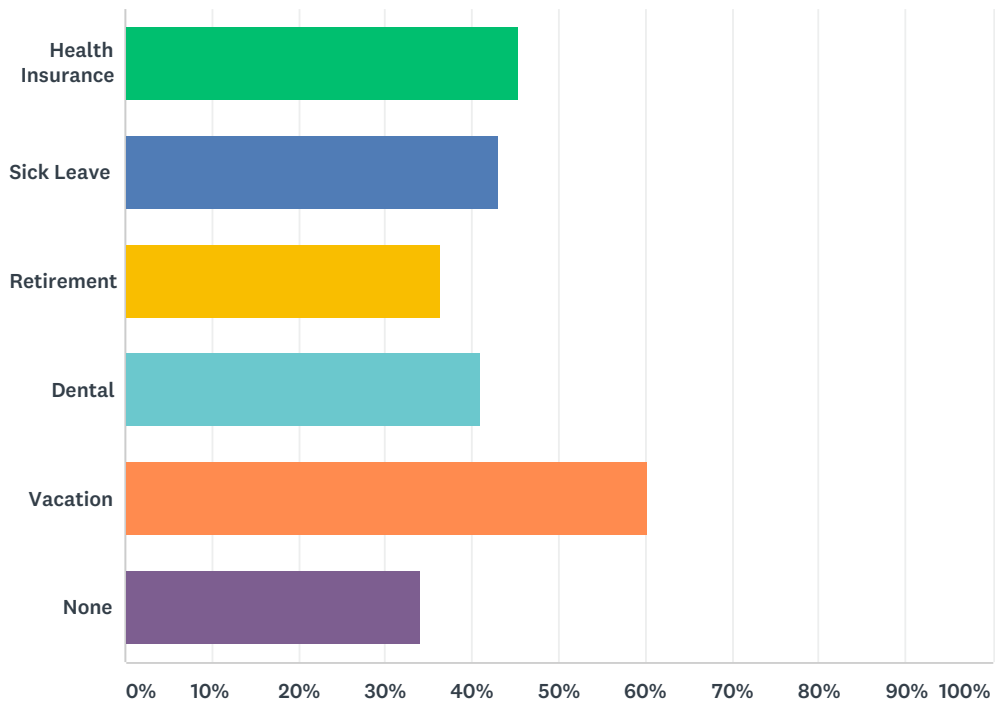
Answered: 86 Skipped: 57



ANSWER CHOICES	RESPONSES	
1-5	63.95%	55
6-11	19.77%	17
12-17	8.14%	7
18+	8.14%	7
<b>TOTAL</b>		<b>86</b>

### Q11 What type of benefits do you receive from your employer? (check all that apply)

Answered: 88 Skipped: 55



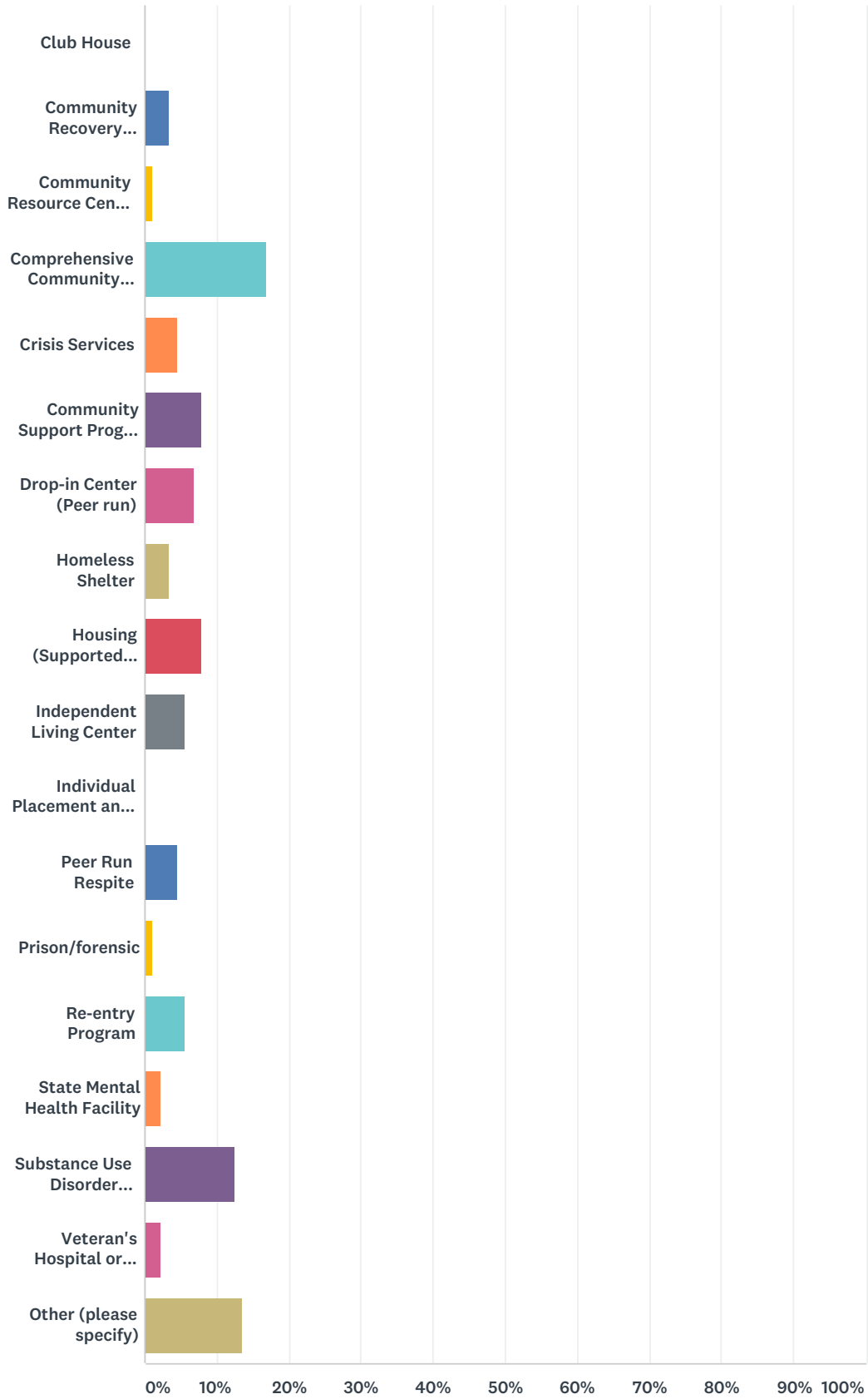
ANSWER CHOICES	RESPONSES	
Health Insurance	45.45%	40
Sick Leave	43.18%	38
Retirement	36.36%	32
Dental	40.91%	36
Vacation	60.23%	53
None	34.09%	30
Total Respondents: 88		



## Q12 What employment environment do you work in as a Certified Peer Specialist?

Answered: 88 Skipped: 55

# WI Certified Peer Specialist Employment Survey 2018



ANSWER CHOICES	RESPONSES
Club House	0.00% 0

## WI Certified Peer Specialist Employment Survey 2018

Community Recovery Services (CRS)	3.41%	3
Community Resource Center (CRS)	1.14%	1
Comprehensive Community Services (CCS)	17.05%	15
Crisis Services	4.55%	4
Community Support Program (CSP)	7.95%	7
Drop-in Center (Peer run)	6.82%	6
Homeless Shelter	3.41%	3
Housing (Supported Living Arrangement)	7.95%	7
Independent Living Center	5.68%	5
Individual Placement and Support (IPS)	0.00%	0
Peer Run Respite	4.55%	4
Prison/forensic	1.14%	1
Re-entry Program	5.68%	5
State Mental Health Facility	2.27%	2
Substance Use Disorder Treatment and Recovery	12.50%	11
Veteran's Hospital or Veteran's Center	2.27%	2
Other (please specify)	13.64%	12
<b>TOTAL</b>		<b>88</b>